

VERSAX® SERIES



VS2-6P **PORTABLE**

SELF-PRIMING 2-STAGE FIRE PUMP

The **WATERAX VS2-6P** is a versatile, rugged, and economical twin impeller self-priming pump. This unit is driven by a **6.5 HP Honda engine**. It produces a maximum pressure of 120 PSI (8.3 BAR) and flow rate of 105 US GPM (397 L/min). This workhorse can be used as a portable pump or on a slip-on unit. Their compact design makes them ideal for a variety of applications such as firefighting, tank filling and water transfers.

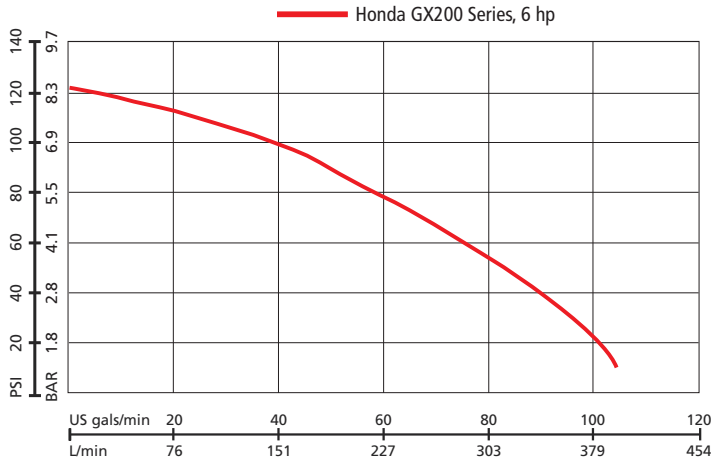
Applications

- Firefighting
- Tank filling
- High head general water transfer
- Boom spraying
- Irrigation

Features and Benefits

- Twin impeller design provides additional pressure for longer & higher pumping applications.
- Pump casing and diffusers manufactured from quality corrosion resistant grade aluminum for long life.
- Nylon glass fiber reinforced impellers fully corrosion proof and lightweight.
- 3-way discharge port for easy installation.
- Powder coated casing for added corrosion resistance.
- Self-priming for more versatile installation options.
- Easy to access drain port.
- Low oil protection.
- Comprehensive user and service manuals
- EPA Certified.

SPECIFICATIONS



Flow rate at specified pressure

Maximum Pressure: 120 PSI (8.3 bar)
 Free flow: 105 US gals/min (397 L/min)
 Maximum Head: 277' (84 m)

Flow Rate			Pressure	
US GPM	(LPM)	@	PSI	(BAR)
83	(314)	@	50	(3.4)
63	(238)	@	75	(5.2)
38	(144)	@	100	(6.9)

Honda GX200 Series, 6 hp

HONDA
ENGINES

Pump Specifications:

Type: 2-stage Self-Priming Centrifugal Pump
 Maximum Allowable Pressure: 190 PSI (13.1 bar)
 Intake: 2" Male NPT Thread (Other connector options available)
 Discharge: Manifold: (2) 1" Male NPT and (1) 1.5" NPT ports with hard anodized aluminum caps.
 Priming Port: 2" Male BSP with hard anodized aluminum cap
 Body & Diffusers: Anodized corrosive resistant aluminum
 Impellers: 6.28 inches (160 mm) Diameter; Reinforced glass fiber nylon composite.
 Wear Rings: Reinforced glass fiber nylon composite; replaceable.
 Pump Shaft: Extension off engine drive shaft.
 Pump Seal: Maintenance Free; Mechanical Type.
 Drive Unit: Engine, Direct drive off engine PTO shaft.
 Color: Red Powder Coat

Engine Specifications:

Model & Type: Honda GX200 Series, 4-stroke horizontal shaft, OHV, air cooled gasoline
 Net Power Output: 5.5 HP (4.1 kW) @ 3,600 RPM
 Net Torque: 9.1 lb-ft (12.4 Nm) @ 2,500 RPM
 Bore & Stroke: 2.68 x 2.13 inches (68 x 54 mm)
 Displacement: 11.96 cubic inches (196 cc)
 Starting System: Manual; Recoil
 Ignition: Transistorized magneto
 Governor: Mechanical
 Cooling: Air Cooled
 Lubrication: Oil, Splash
 Oil Capacity: 0.63 quarts (0.6 liters)
 Emissions: Meets current CARB, EPA, and CE requirements.
 Fuel Type: Gasoline [unleaded, 86 minimum octane, 10% maximum ethanol]
 Integrated Fuel Tank Option: 3.3 US quarts (3.1 liters) with manual shut off valve
 Muffler: Canister type with forestry approved spark arrestor

Frame Specifications:

Carry Handle: Light weight carry handle.
 Base: Front foot support with two rear anti-slip, anti-vibration heavy duty rubber feet.

Controls:

Engine supplied controls: Engine Choke Lever, Throttle Lever, Fuel Valve Lever, and On/Off Switch.

PRODUCT SELECTION

PRODUCT SELECTION MATRIX

			VERSAX-6 Portable	VERSAX-9 Portable	VERSAX-9 Vehicle Mount
			VS2-6P	VS2-9P	VS2-9EV
STANDARD INCLUSIONS	Frame	Carry Handle	S	S	-
	FastWire CTRL Cable	Honda GX270 3' CTRL Cable Ext. w/ terminals & 8 pin connector	-	-	S
	Discharge Caps	Cap 1" NPSH	S	S	-
		Cap 1-1/2" NPSH	S	S	-
	Dry Weight		57 lbs (25.9 kg)	79 lbs (35.6 kg)	84 lbs (37.9 kg)

Standard S
 Option 0
 Not Applicable -

OPTIONS & ACCESSORIES

Sold Separately

Controls



PMSCP
 Panel Mount Standard Control Panel
 w/ FastWire CTRL connector.



MCP
 Mini Control Panel
 w/ FastWire CTRL connector.



WCP
 WATERAX Control Panel
 w/ FastWire PWR & CTRL connectors.

Primer



GZPRIMERKIT
 Guzzler Hand Primer
 with hose & valve

Electric Kit



BATKIT-20-P
 Sealed Battery 12V,
 20Ah w/ FWP-9 PWR
 cable



WLKIT
 LED Work Light w/ 5'
 harness & toggle switch

FastWire Cables



FWC-H1-3
 Honda GX270 3' CTRL
 Cable Ext. w/ terminals &
 8 pin connector

FWX-3
 3' CTRL Cable Extension
 w/ two 8 pin connectors



FWP-20
 20' PWR Cable with lugs
 & Anderson conn.

FWP-9
 9' PWR Cable w/ lugs
 & Anderson conn.

FWP-3
 3' PWR Cable w/ lugs
 & Anderson conn.

Pump Intake & Discharge Adapters

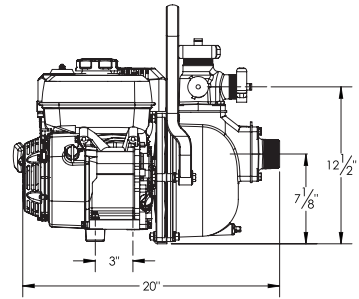
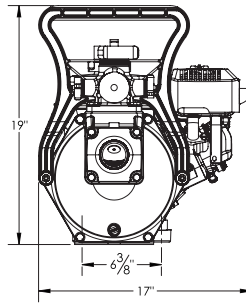
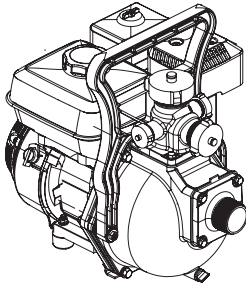


- A-2688** Adapter 2" NPSH Female to NPSH Male
- ADP-A-FM20SV** Adapter 2" NPSH Female to Victaulic
- ADP-A-FM15SN** Adapter 1-1/2" NPSH Female to NH Male
- ADP-A-FM15S** Adapter 1-1/2" NPSH Female to NPSH Male
- ADP-A-FM15SV** Adapter 1-1/2" NPSH Female to Victaulic
- ADP-A-C10S** Cap 1" NPSH
- ADP-A-C15S** Cap 1-1/2" NPSH

TECHNICAL DRAWINGS

VS2-6P

Length 20" (50.8 cm) Width 17" (43 cm) Height 19" (48.2 cm) Weight 57 lbs (26 kg)





WATERAX Inc.
6635 Henri-Bourassa W.
Montreal, QC H4R 1E1

TF 855-616-1818

T 514-637-1818

F 514-637-3985

info@waterax.com
www.waterax.com

Distributed by:

All information contained in this document including drawings is proprietary to *WATERAX* and may not be copied, reproduced or used in whole or in part without our prior written permission. The information in this document is subject to change without notice. Model displayed with multiple options. Weight and dimensions are approximated and may vary depending on options.